

**KIWICARE®**

# Technical Sheet

## 1–2–3 Fly Control

How to Control Flies in and Around Buildings



[www.kiwicare.co.nz](http://www.kiwicare.co.nz)

# Kiwicare 1-2-3 Fly Control Programme

## About Flies

Most flies pose a threat to hygiene and are a nuisance to humans and animals. [Blow flies](#), [house flies](#), [fruit flies](#) and other species of flying insects are major pests of homes, farms, shops, factories and other urban and rural places of human habitation.

The true flies are insects of the order *Diptera* (meaning: two winged) and include common pests like houseflies, lesser house flies, blowflies, cluster flies, midges, crane flies, fruit flies and other pest species that enter our homes and workplaces.

Flies are vectors of many diseases including gastroenteritis, dysentery, typhoid, polio, salmonella and tuberculosis. Others, such as [sandflies](#), are a direct irritant, biting humans and sometimes causing painful reactions.

Numerous bristles on the flies' legs pick up and distribute germ laden particles wherever they go from rotten animal waste to your sandwich.

In warmer climates, breeding continues throughout the year. Eggs are laid in moist decaying animal or vegetable matter and animal waste. The maggots (larvae) of flies feed voraciously on the food matter before pupating and emerging as adult flies.

### House Flies

Two groups of flies are grouped under the term house fly (or housefly) these are of the *Musca* and *Fannia* genus. *Fannia* are lesser house flies and are a little smaller than *Musca* house flies. Lesser house flies are often the type that are seen flying in angular patterns around the centre of a room. They can keep flying all day and will only land at night. This makes them a little more difficult to control using surface treatment alone.

House flies breed in decaying matter, so search for these breeding sites around the affected buildings and remove the source or treat with NO Bugs Super.

### Blow Flies

Blue bottle and green bottle flies have shiny metallic looking bodies and are larger than houseflies and are associated with rotten meat where their eggs are laid and the larvae (maggots) feed before pupating and emerging as adult flies. An infestation of blow flies suggests a dead animal carcass in the vicinity e.g. a dead rat in the roof space. Check for possible sources and carry out treatment as suggested above.




### Fruit Flies

Because of the habits of fruit flies they are dealt with in the [1-2-3 Fruit Fly Control Programme](#).

### Cluster Flies

Because of the habits of cluster flies they are dealt with in the [1-2-3 Cluster Fly Control Programme](#).

## How to Stop Flies

<p><b>1. Stop at Source</b></p> <p>Search for and remove fly breeding sites, fly food sources and dead flies. Clear drains, check compost heaps and bins for maggots, and use <a href="#">NO Bugs Super</a> in areas outside where flies congregate. Breeding sites such as compost heaps can be sprayed with <a href="#">NO Bugs Indoor</a> or <a href="#">NO Bugs Super</a> to kill eggs and maggots. To kill flies in rubbish bins and keep them smelling fresh use Kiwicare Sorted cleaners and then NO Bugs Super.</p>	
<p><b>2. Protect and Prevent – Control Flies Before They Get Indoors</b></p> <p>Early Spring - use Kiwicare <a href="#">NO Bugs Super</a> around eaves, doors, windows and other entry points of buildings. Also, spray the walls, paying attention to warm south-facing walls where flies warm themselves in the sun in the morning. Where possible keep doors and windows closed or stop flies entering by fitting fly screens. Repeat the treatment after 3 months.</p>	
<p><b>3. Knockdown and Kill Indoors</b></p> <p>If you have the adult flies already in the house or other building check around your house/buildings for any food or spills that may be attracting flies or providing breeding sites. Spray the surfaces they were flies are landing with <a href="#">NO Bugs Super</a>. Flies often land on hanging items and the edges of doorways, cupboards and other items providing straight edges. Use <a href="#">NO Bugs Super Bug Bombs</a> to knockdown flies (and other insects).</p> <p><b>Use NO Flies Super Odourless Fly Spray or NO Flies Super Scented Fly Spray to spray flies in the immediate area, ensuring to aim at the flies.</b></p> <p>Once the flies are dead, clear away dead flies that may attract other flies.</p> <p>House flies and lesser house flies often fly continuously around the middle of a room without landing. They are probably mistaking the area for the area under the canopy of trees where they congregate to mate. Changes in lighting and air flow can often help to stop this habit and make the flies leave the area.</p>	

### For Best Results

- Be pro-active; treat before flies become a problem.
- See [kiwicare.co.nz](http://kiwicare.co.nz) for more information on fly control.
- See also the [Insect Guard Fly Control System](#)

## Caution

- NO Bugs Super - Keep all animals out of the area being treated during treatment and until all sprays have dried completely.

**Last Updated:** January 2023

# Kiwicare.co.nz

For information, advice and our interactive  
problem solver

Kiwicare Corporation Limited  
225 Maces Road, Bromley, Christchurch  
Phone (03) 389-0778