

**KIWICARE®**

# Technical Sheet

## 1–2–3 Wasp Control

How to Control Wasp Nests and Wasps in and Around  
Buildings



[www.kiwicare.co.nz](http://www.kiwicare.co.nz)




# Kiwicare 1-2-3 Wasp Control

## About Wasps

[Pest wasps](#) are the introduced social wasps, the German Wasp, Common Wasp and Asian and Australian [Paper wasps](#). Wasp nests can contain several thousand wasps each with a sting.

**Pest wasps:** German, common and the paper wasps, can be distinguished from bees by their shiny hairless bodies and distinct black and yellow stripes. [Honey bees](#) have much less distinct stripes of browns. [Bumble bees](#) are much larger, are rounded and have furry bodies.

## How to Stop Wasps

<p><b>1. Search</b></p> <p><b>Watch the wasps</b> - Wasps are not naturally aggressive so you can safely watch wasp activity from a few metres away. The wasps may be feeding at flowers, chewing on wooden fencing, a spill of sugary drink or other food. Once they have fed they will tend to fly in a straight line back to their nest.</p> <p><b>Bait and watch</b> - You can put out food/bait for the wasps such as cat food or tinned fish and they will scoop up a lump and carry it back to their nest. You may be able to follow the wasps carrying their load of bait.</p> <p><b>Follow</b> - After 5-10 minutes watching the wasps you will get an idea of the direction of the nest. Follow the wasps and look for somewhere the wasps are funnelling into a hole. You may see wasps flying in the opposite direction out of the hole in search of food.</p>	
<p><b>2. Destroy</b> – <a href="#">NO Wasps Eliminator</a> or <a href="#">NO Wasps Nest Killer Aerosol</a></p> <p>Give the Eliminator pack a light shake then open the lid. Apply 5-6 sharp puffs directly at the nest entrance and where the wasps land. Check again several hours later. If there is still activity, or the powder has become damp, repeat the application. To avoid being stung by wasps wear a beekeepers veil and gloves. Apply in the evening when wasps are less active. Treat all hanging or exposed nests with a swift and thorough dusting or applying NO Wasps Nest Killer Aerosol spray. For wasp nests below concrete, paths, tree stumps etc. apply along all the edges. The wasps will carry the powder into the nest and this eventually destroys the whole nest.</p>	
<p><b>3. Protect</b></p> <p>Protect your home, family and pets from wasps and wasp stings by spraying, fences, decks, walls, and other surfaces wasps are landing on with <a href="#">NO Wasps Total Protection Spray</a>.</p>	

## For Best Results

- Tip for Nests in Eaves -
- The new [NO Wasps Eliminator](#) adheres better to surfaces. However, although it puffs upwards well, it can still be difficult to get the powder to the nest entrance.
- A temporary ad hoc solution for is to use the dip tube from a trigger sprayer e.g. NO Bugs Super 1L RTU or other trigger bottle typically found under a kitchen sink.
- Clean and dry it, and it will fit neatly into the aperture of the NO Wasps Eliminator puff bottle. Push the dip tube down to the level of the powder. The puffer will now puff the powder upwards easily and the nozzle can easily be inserted into the small holes and gaps that usually constitute the entrance to the nest.
- See [Kiwicare.co.nz](http://kiwicare.co.nz) for more information on Wasp control.



### Note:

- Wasps and bees have a painful sting, to which some individuals are more susceptible than others; on rare occasions a sting can cause anaphylactic shock. For those not allergic to wasp or bee stings a sting on the throat or mouth can still be dangerous if the swelling blocks airways. On such occasions seek immediate medical advice immediately. Wasps or bees should not be tackled without a sound knowledge of the risks.
- Bees are generally beneficial insects producing honey and pollinating our crops and flowers. However, occasionally a swarm will set up home in an inappropriate place such as the eaves of your house. In this case we strongly recommend that you contact a local beekeeper (see the [Apiculture NZ swarm collection list](#)) who may try and collect the colony to use for honey production. Only if this is not possible should the colony be destroyed.
- If bees have been present for months or years at the nest site, there is likely to be a honey store in the nest. Once the colony has been destroyed this honey must be removed or it will attract new swarms of bees or wasps.

## Caution

- Stay Safe - Although powder insecticides help keep wasps calm, for safety apply the powder late in the day when activity is low or has stopped.
- [NO Wasps Nest Killer Aerosol](#) allows you to control exposed wasp nests from up to 4 metres away.

**Last Updated:** December 2018

# Kiwicare.co.nz

For information, advice and our interactive  
problem solver

Kiwicare Corporation Limited  
225 Maces Road, Bromley, Christchurch  
Phone (03) 389-0778