

Lawn Care

- Brown patches on lawns?





Causes?

- There are many possible causes of brown patches on lawns, including:
- Grass grub
- Porina caterpillar
- Crickets (North Island)
- Disease
- Drought
- Pet urine
- Fertiliser burn
- Etc.....


Diagnose!

- In the South Island these patches are commonly caused by grass grub
- However, fungal disease symptoms are often mistaken for grass grub damage because the symptoms often look the same
 - Mottled brown patches on the lawn
- It is important to diagnose the problem so that the appropriate treatment can be applied

So, Your Lawn Has Brown Patches

Diagnose the Cause


1. Tug the brown grass -
If it pulls away from the soil easily it suggests grass grub have eaten the roots away
2. Dig a spade square sod out of the affected parts and look for the C-shaped pale grubs



No Sign of Grubs?

3. Look for holes in the lawn like someone has pushed a pen or pencil into the soil
4. There may be a pile of soil at the tunnel entrance
5. Or you might find empty pupae

The caterpillar of the Porina moth live down the tunnels and come onto the surface at night to feed on the crowns of the grass



LawnPro Protect

- **Controls:**
Grass grub, Porina caterpillar, crickets, ants, etc.
- “Practically [in practice] non-toxic to earthworms”
 - Controls cluster fly larvae that parasitise earthworms



LAWNPRO®

No Grubs, No Holes, No Pupae?

6. Look closely at the brown areas for colouration
 - Pink?
 - Orange?
 - Dark brown/black?
 - Pale brown patches?
 - Almost white patches?

Pink Tinge =
red spores of Red Thread
Fungus



Orange circles with dark
ring
= Fusarium



Black and slimy when
wet =
Pythium Greasy Spot



Small Pale Brown Circles
=
Dollar Spot



Larger Pale Brown Circles
=
Brown Patch



Almost White Patches,
brown marks on blades
=
Melting Out



All Cause Brown Patches

- The previous images are identifiable examples
 - All can look very similar in warm dry conditions
 - Mottled Brown Patches!
-



LAWNPRO[®]



LawnPro Fungus Control


- Liquid formulation
- Protects from a wide range of fungal lawn diseases
 - Red thread, Fusarium, Brown Patch, Melting Out, Greasy Spot, Fairy Rings and Mushrooms
- Covers up to 100 m²
- Apply to affected parts and 1 m around
- Thiram

All Fungal Disease

1. Treat with LawnPro Fungus Control
2. Irrigate in the morning, not late in the day
 - Avoid the lawn being wet through warm nights
 - Water thoroughly so water gets deep
 - This encourages deep root growth and drought tolerance
 - Add lawn fertiliser if it has not been fertilised in last 3 months
 - Take care not to spread fungal spores by walking on or mowing lawn

Other Brown Patches?

- Animal urine
- Wear and tear
- Fertiliser burn
- Herbicide burn
- Thin top soil
- And not forgetting.....

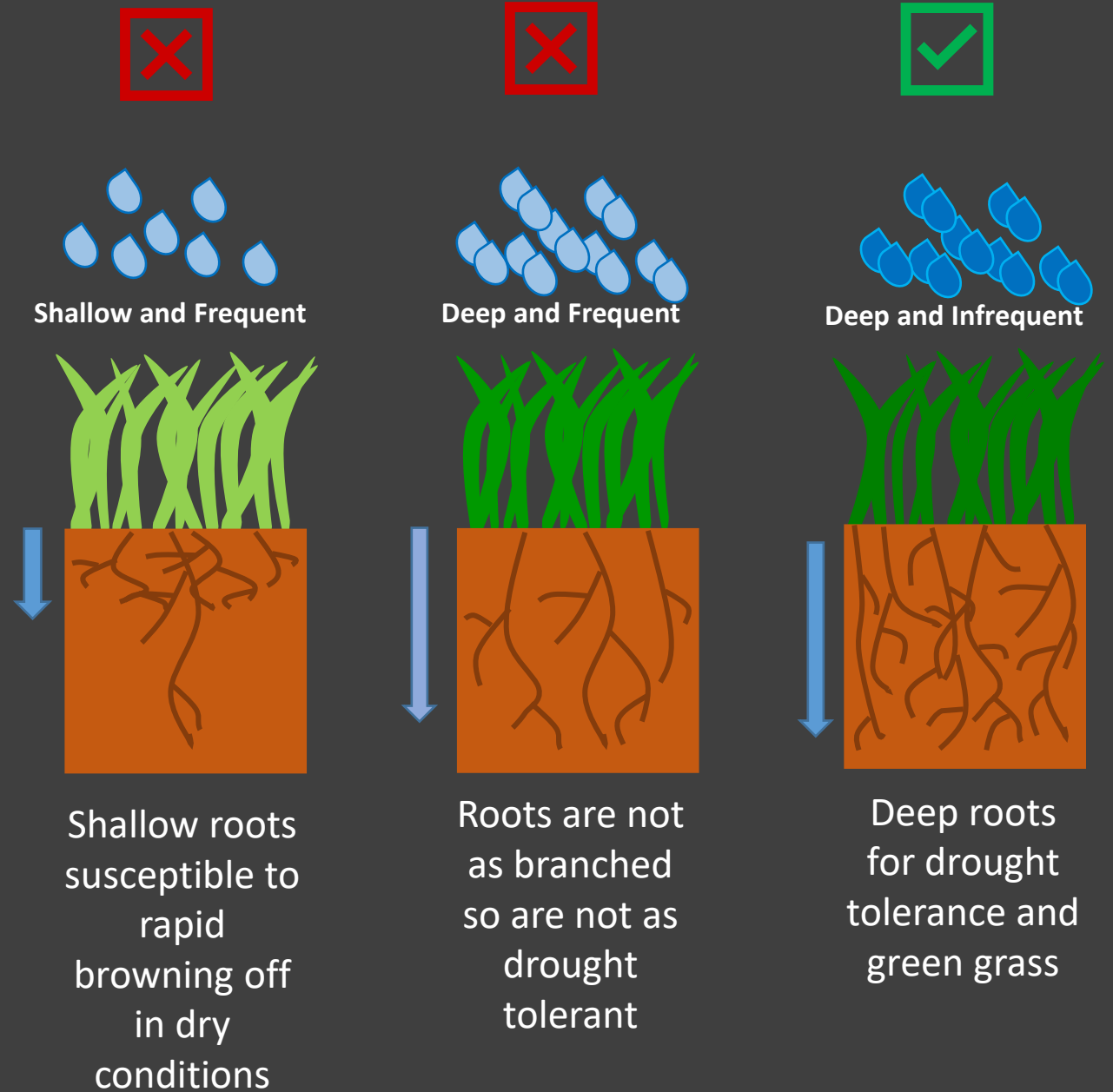


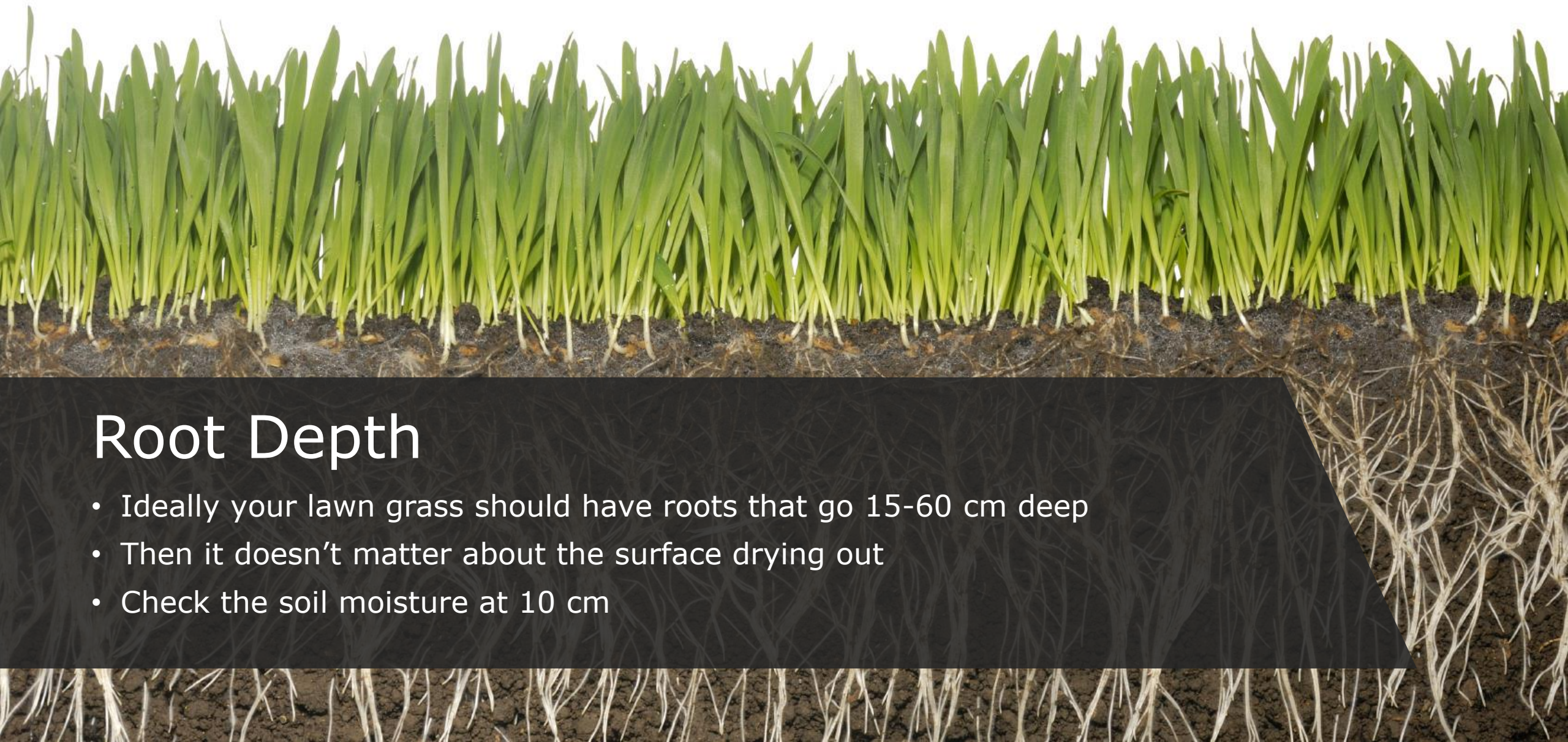


Drought

- Lack of water can, of course, stress and brown off lawns, particularly in hot, dry, windy conditions and when there are water restrictions
- Without irrigation fine turf lawns of fescues, rye and browntop will brown and go dormant in summer months
- Summer grasses are often grown in northern parts and coastal areas as they will stay green through the summer, but they are susceptible to frost so, not suitable for southern parts of NZ

Irrigate Deep and Infrequently





Root Depth

- Ideally your lawn grass should have roots that go 15-60 cm deep
- Then it doesn't matter about the surface drying out
- Check the soil moisture at 10 cm



Measure Your Irrigation

- Sprinkler system or sprinkler
- Place a bucket on the lawn and then measure the depth of the water collected in the bucket.
- If you find 40 mm of water in the bucket you will know you have applied the equivalent of 40 mm of rain;
- 40 mm of rain or irrigation will soak average soil to a depth of approximately 400 mm (40 cm) assuming no runoff

4 x 10 mm is Not the Same as 1 x 40 mm



10 mm four times a week?



Unfortunately, this will not soak down to 40 cm because the first 10 mm will only soak down to 10 cm



Much of it will evaporate from the surface soil before the next 10 mm is applied



Thatch

- Thatch is dead roots, stems and leaves
- Too Much or Too Little of a Good Thing?
Thatch in Moderation
- > 2 cm thick apply LawnPro D-Thatch



Other Lawn Problems?





Autumn

- Rake up those leaves
- Raise your mower height (40 mm)
- Aerate damp areas
- Fertilise
- Clear weeds

Lawn Weeds

- Flat rosette weeds?
- Tri-foliolate weeds?
- Creeping weeds?
- Coarse grasses?
- Identify the problem to find the cure
- **Problem Solver – kiwicare.co.nz**



LAWNPRO®



NEW!

- **LawnPro Turfclean Ultra**
- Next Generation Lawn Weed Control
- 2,4-D, Fluroxypyr, Triclopyr and Carfentrazone-ethyl.
- **Fast - Effects in 2-3 Days**
- **Kills Broadest Range of Broadleaf**
- Even Tough Weeds
- – Speedwell, Selfheal, Yarrow, Dock, Prickle, Hydrocotyle and many more...
- Also, Very Effective Woody Weed Killer
- - Blackberry, Gorse, Broom, etc.

After 5 days

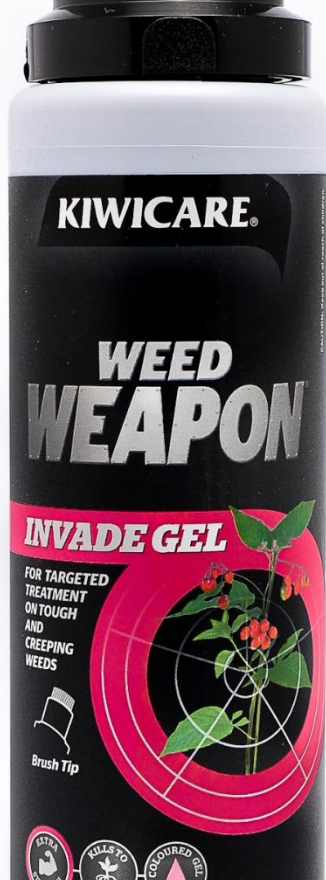


LAWNPRO

LawnPro Mossclear

- Kills moss, liverworts and lichen
- Leaves lawn grasses unaffected
- Kills moss spores giving long term control
- Apply Burnet's Gypsum to break clay soils and improve drainage





Spot Treat Coarse Grass, tree suckers, etc. in Lawn

Don't Forget to Fertilise



And Repair

- Burnet's Lawn Seed Range
- A seed mix for all lawn requirements





BURNET'S TURF CHART
The Right Lawn Grass
for the Right Area



www.burnets.co.nz

CREATE
A
'Great Lawn'

Variety	Establishment	Wear Tolerance	Drought Tolerance	Shade Tolerance	Suitable Uses	Appearance	Maintenance
Boston Green (Coated Seed) Fine Rye and Fine Fescues	Very Good	Very Good	Good	Good	All purpose top quality lawn with hardwearing attributes	Lush Green, Fine Lawn	Low growth habit medium maintenance Responds well to Fertiliser & water.
Wearwell (Coated Seed) Fine Rye, Fine Fescue and Browntop	Very Good	Very Good	Good	Medium	General all round Lawn. Tough hardwearing turf still with good appearance attributes	Medium to Fine Grasses	Medium growth habit medium maintenance
Green Supreme (Bare Seed) Rye/Clover mix	Very Good	Very Good	Good	Medium	Rapid Cover OK for rough, tough areas	Coarse Grass Contains Clover	High growth habit Aggressive grower low maintenance
Tall Fescue (Coated Seed) American Tall Fine Fescue	Very Good	Very Good	Very Good	Medium	Withstands wear and tear once established. Hot and dry coastal areas.	Coarse Wide Blade Dense Colour Deep Green	Mow at longer length for best results. DO NOT SCALP!
Superfine (Coated Seed) Fine Fescue and Browntop	Medium	Good	Very Good	Very Good	Fine, smooth textured lawn Suited to cooler climates ie. South Island	Show Lawn Very Fine	Slow Growing Medium maintenance suited to cooler climates e.g. South Island
Sun or Shade (Coated Seed) Hard Fescue and Fine Fescue	Slow	Good	Very Good	Excellent	Shaded Areas, steep banks, low water requirements once established Good tolerance of sun	Medium to Fine Fescue	Slow growing. Low maintenance. Deep rooting rasses.
EzyStrike Boston Green Fine Ryegrass & Fine Fescue	Rapid	Very Good	Good	Good Medium	All purpose top quality lawn with hardwearing attributes	Lush Green Fine Lawn Rye & Fine Fescue	Low growth habit Medium maintenance Responds well to Fertiliser & water
EzyStrike Premium Fine Chewings & Fine Creeping Red Fesuces	Medium	Good	Very Good	Very Good	Fine, Show lawn appearance. Ideal for hot dry conditions.	Show Lawn Fine Fescue	Slow growing medium maintenance
EzyStrike Shade Tolerant Fine Fescue and Hard Fescue	Slow	Good	Very Good	Excellent	Shaded Areas, Steep Banks, Low water requirements once established	Fine Fescues	Slow growing Low maintenance Deep rooting grasses

USE:

Ezy Start
 Lawn Starter-Renovation
 Contains: - Slow Release Starter Fertiliser
 - Ezy-Spread Granules
 - Wetting Agent
 - Increase Microbial Activity

Ezy Fert
 Slow Release Lawn Food
 - Ezy-Spread Granules
 - Promotes rich green colour
 - As used by professional greenkeepers
 - Feeds for upto 3 months

Ezy Green Extra
 Four in One Lawn Treatment
 Contains: -1. Weed Killer
 2. Moss Killer
 3. Ezy-Spread Granules
 4. Fast Acting Fertiliser
 5. Lawn Food- Soil Conditioner
 On new Lawns Ezygreen Extra should not be applied until the



Your Lawn in
Spring?